

SMART26 - SmartConnect 26 Port Control Panel with 64 LED expansion

The new range of intelligent Smart Connect Multi-Loop panels from Zeta Alarms Systems are designed to be flexible not only in the design, but also in the installation of any fire alarm system.

EN54 parts 2 & 4 approved, these multifunctioning range of panels will provide the perfect solutions for any conventional system configuration, just allow the system to build itself, **it's that simple**

Multiple Loop, Multi Configuration Panel

26 Module Ports Available - Just add the Conventional Panel Modules



Description

The SmartConnect is a powerful and sophisticated fire alarm control panel that offers a variety of modular components, allowing the panel to adapt to a wide variety of applications.

Key Features

- TCP IP interface and alarm manager interface
- Modular Construction allows a panel to be specified using just the required modules
- 4.3 inch Colour touch screen display
- 64 LED Zone Front of panel indication
- Capacity for up to 26 Smart Connect modules
- Full case & effect programming via front panel
- Up to 64 panel peer-2-peer network

A modular EN54 Panel designed to reverse your thinking..

SMART CONNECT MULTI-LOOP Conventional Panel Modules

Flexibility is the key....

Up to 7 modules to utilise, any quantity, any configuration

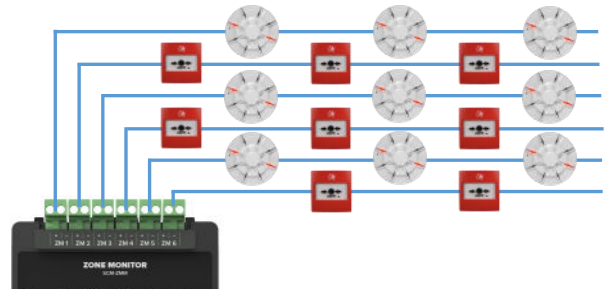
A range of interchangeable panel modules designed to be DIN mounted inside the SmartConnect panels, allowing different configuration arrangements when designing the requires system

SCM-ZMM Zone Monitor Module



The SCM-ZMM is a Class B six zone monitor module that is designed to be DIN mounted inside a Smart Connect control panel

Allows 32 devices per zone

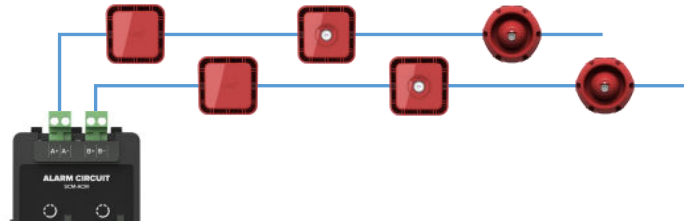


SCM-ACM Alarm Circuit Module



The SCM-ACM provides power for and handles communications to the conventional sounder & strobe appliances.

It has 2 Class B circuits with the ability of powering up to a maximum 500mA per circuit.



SCM-NM Network Module



The SCM-NM module ensures the Smart Connect system network has the facility to monitor, indicate and control the functions of a fire alarm installation, thus allowing signals to be distributed around a large site.

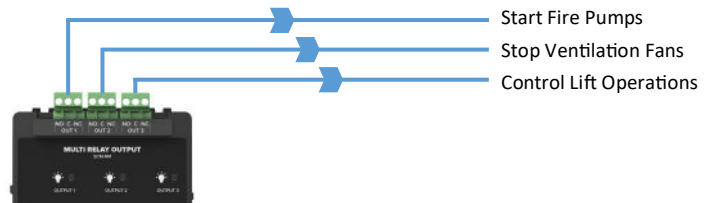
The Network will accommodate up to 64 nodes



SCM-RM Relay Output Module



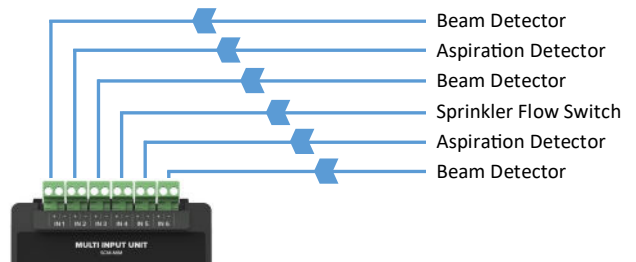
The SCM-RM has 3 onboard relays which can be typically used to control additional auxiliary equipment Each relay can be programmed to activate on alarm, supervisory, or trouble



SCM-MIM Network Module



The SCM-MIM has six class B inputs that are commonly used to monitor and raise alarms from any specific ancillary equipment. Each Input is monitored for open or short circuits and can also be programmed to give a supervisory or alarm signal when active.



SCM-LAN TCP/IP Module



The SCM-LAN module provides the interface allowing connection into a Local area network (LAN).

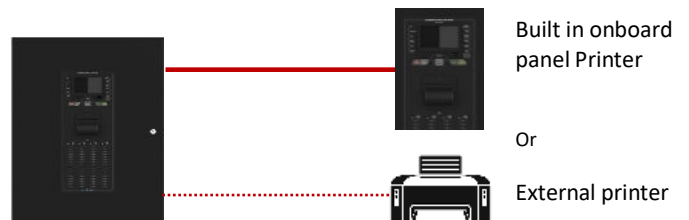


SCM-PM Printer Module



The SCM-PM is a RS232 module gives the ability to interface to RS232 serial equipment and devices.

This is most commonly used to connect to a desk-top printer for real time event log printing



SMART26 Panels—Module configurations

Top & Bottom Rows - Din Rail Mount

8 Large Modules



5 Large & 5 Small Modules



13 Small Modules



2 Large & 10 Small Modules



Top Row Only - Din Rail Mount

7 Large & 2 Small Modules



6 Large & 4 Small Modules



4 Large & 7 Small Modules



3 Large & 9 Small Modules



1 Large & 12 Small Modules



Bottom Row Only - Din Rail Mount

7 Large & 1 Small Module



6 Large & 3 Small Modules



4 Large & 6 Small Modules



3 Large & 8 Small Modules

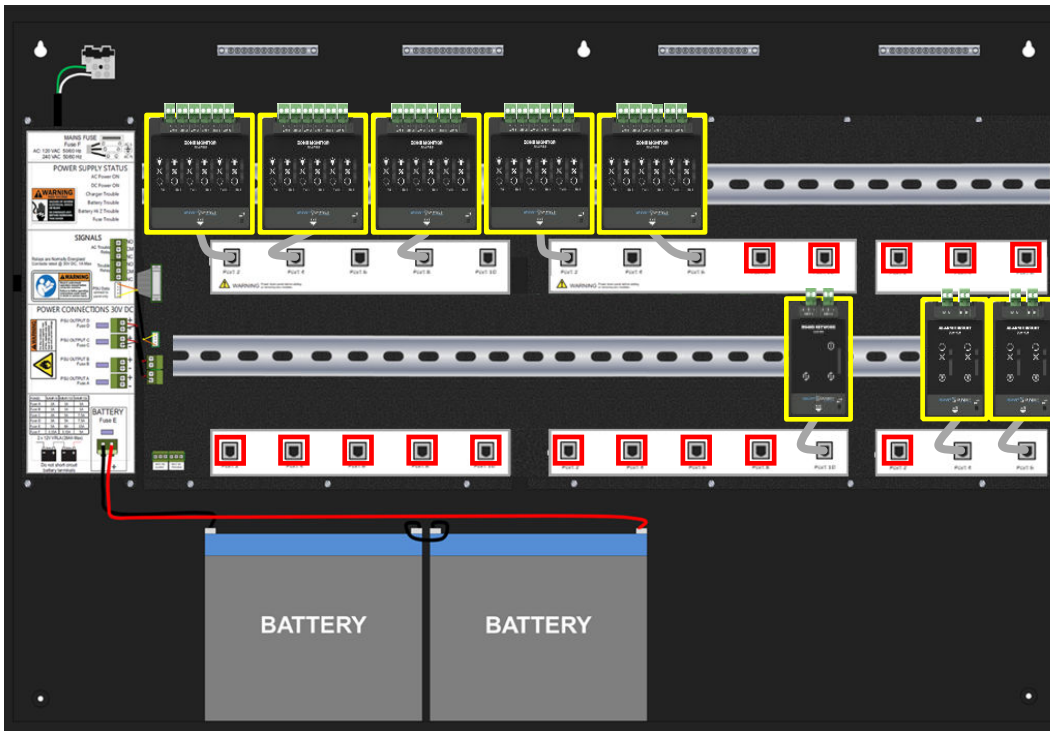


1 Large & 11 Small Modules



System Configuration Options

1-30 Zones with 2 x sounder circuit modules and networked



- Required
SCM-ZMM
Zone Monitor
Module
x5
- Required
SCM-ACM
Alarm Circuit
Module
x2
- Required
SCM-NM
Network
Module
x1

Required Modules for configuration

15 ports will still be available
Allowing additional system requirements

Available Ports to add modules

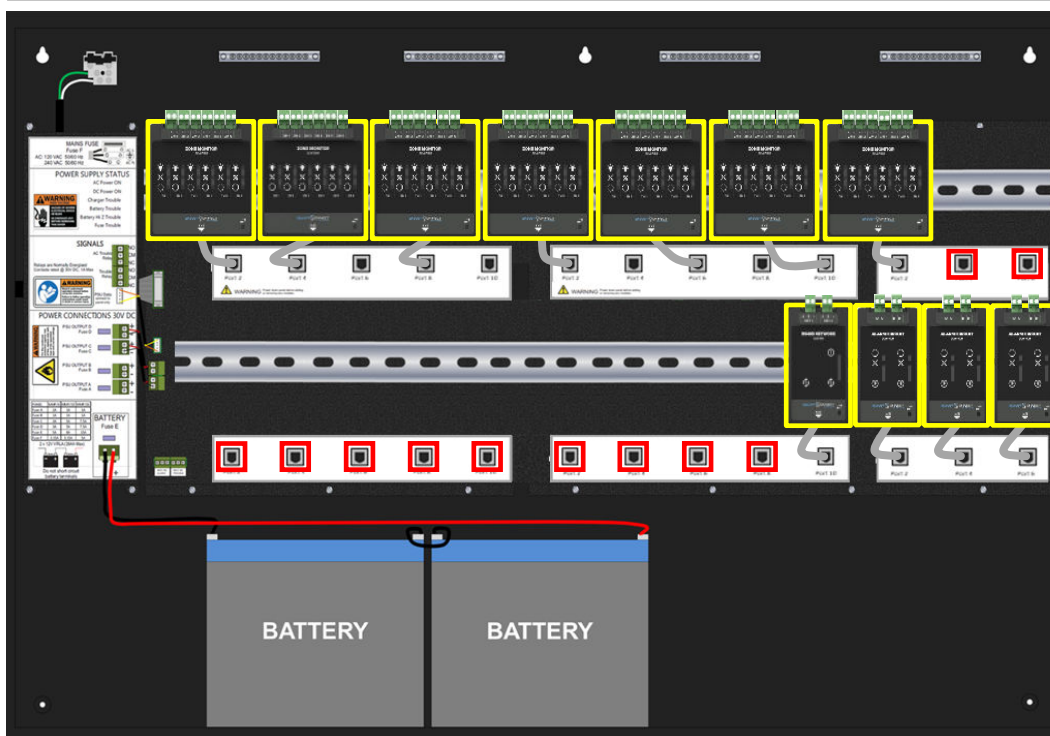
SCM-RM
Relay Module

SCM-MIM
Multi Input
Module

SCM-LAN
TCP/IP
Module

SCM-PM
Printer
Module

1-42 Zones with 3 x sounder circuit modules and networked



- Required
SCM-ZMM
Zone Monitor
Module
x7
- Required
SCM-ACM
Alarm Circuit
Module
x3
- Required
SCM-NM
Network
Module
x1

Required Modules for configuration

11 ports will still be available
Allowing additional system requirements

Available Ports to add modules

SCM-RM
Relay Module

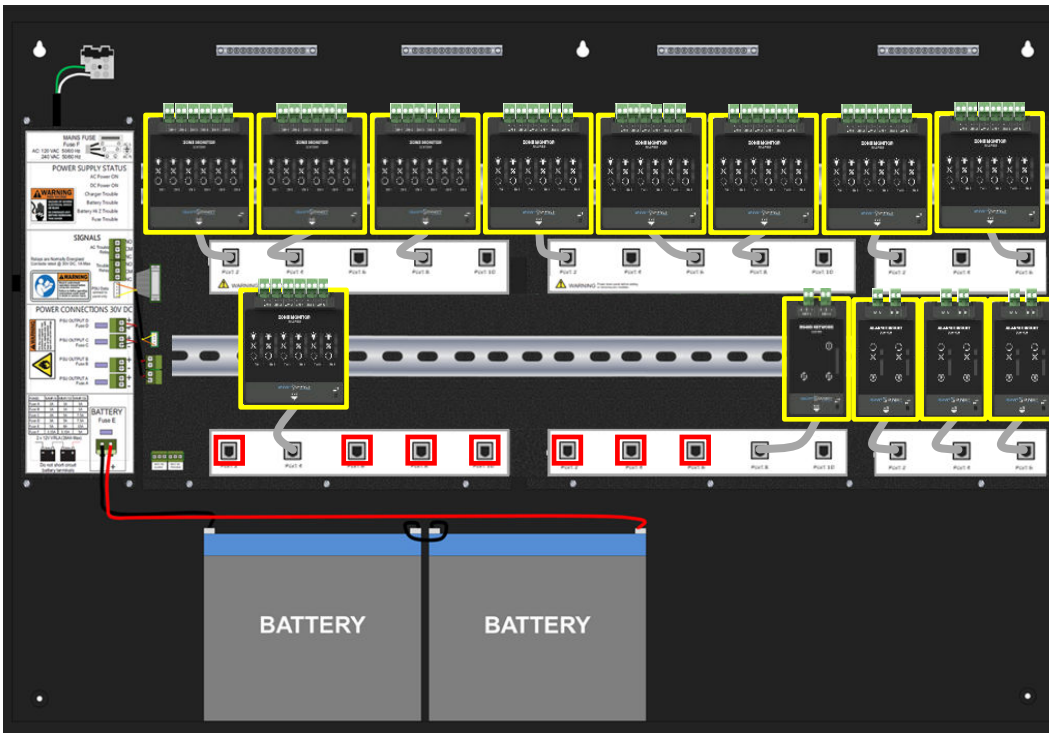
SCM-MIM
Multi Input
Module

SCM-LAN
TCP/IP
Module

SCM-PM
Printer
Module

System Configuration Options

1-54 Zones with 3 x sounder circuit modules and networked



Required
SCM-ZMM
Zone Monitor
Module
x9

Required
SCM-ACM
Alarm Circuit
Module
x3

Required
SCM-NM
Network
Module
x1

 Required Modules for configuration

7 ports will still be available
Allowing additional system requirements

 Available Ports to add modules

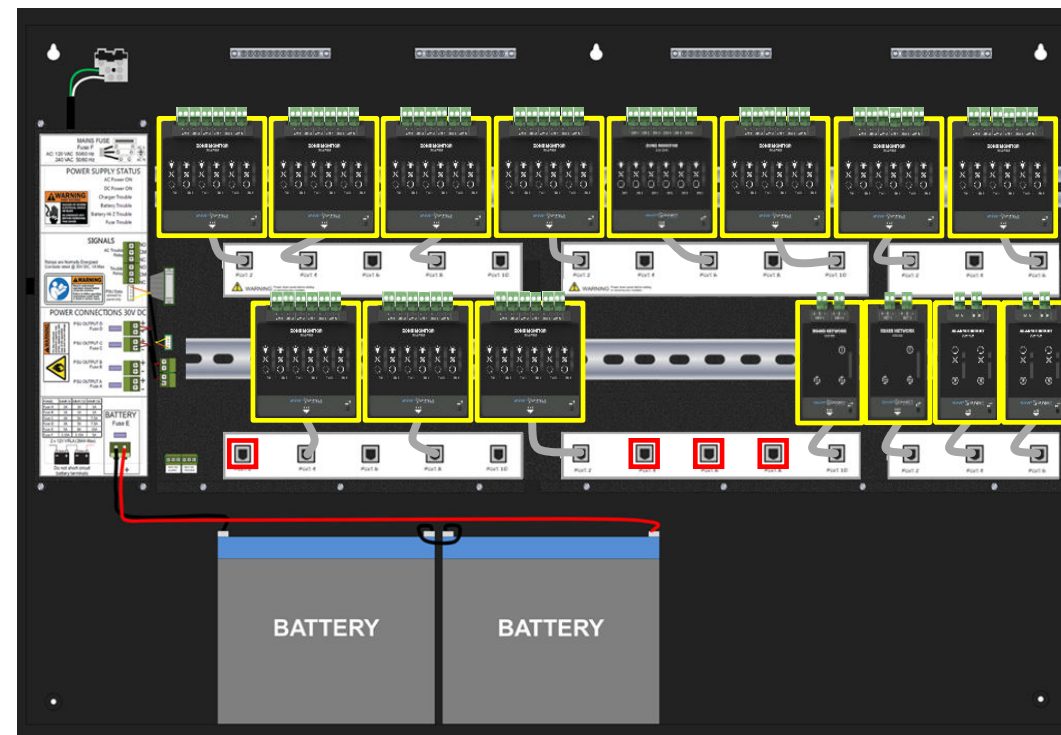
SCM-RM
Relay Module

SCM-MIM
Multi Input
Module

SCM-LAN
TCP/IP
Module

SCM-PM
Printer
Module

1-64 Zones with 3 x sounder circuit modules and networked



Required
SCM-ZMM
Zone Monitor
Module
x11

Required
SCM-ACM
Alarm Circuit
Module
x3

Required
SCM-NM
Network
Module
x1

 Required Modules for configuration

4 ports will still be available
Allowing additional system requirements

 Available Ports to add modules

SCM-RM
Relay Module

SCM-MIM
Multi Input
Module

SCM-LAN
TCP/IP
Module

SCM-PM
Printer
Module